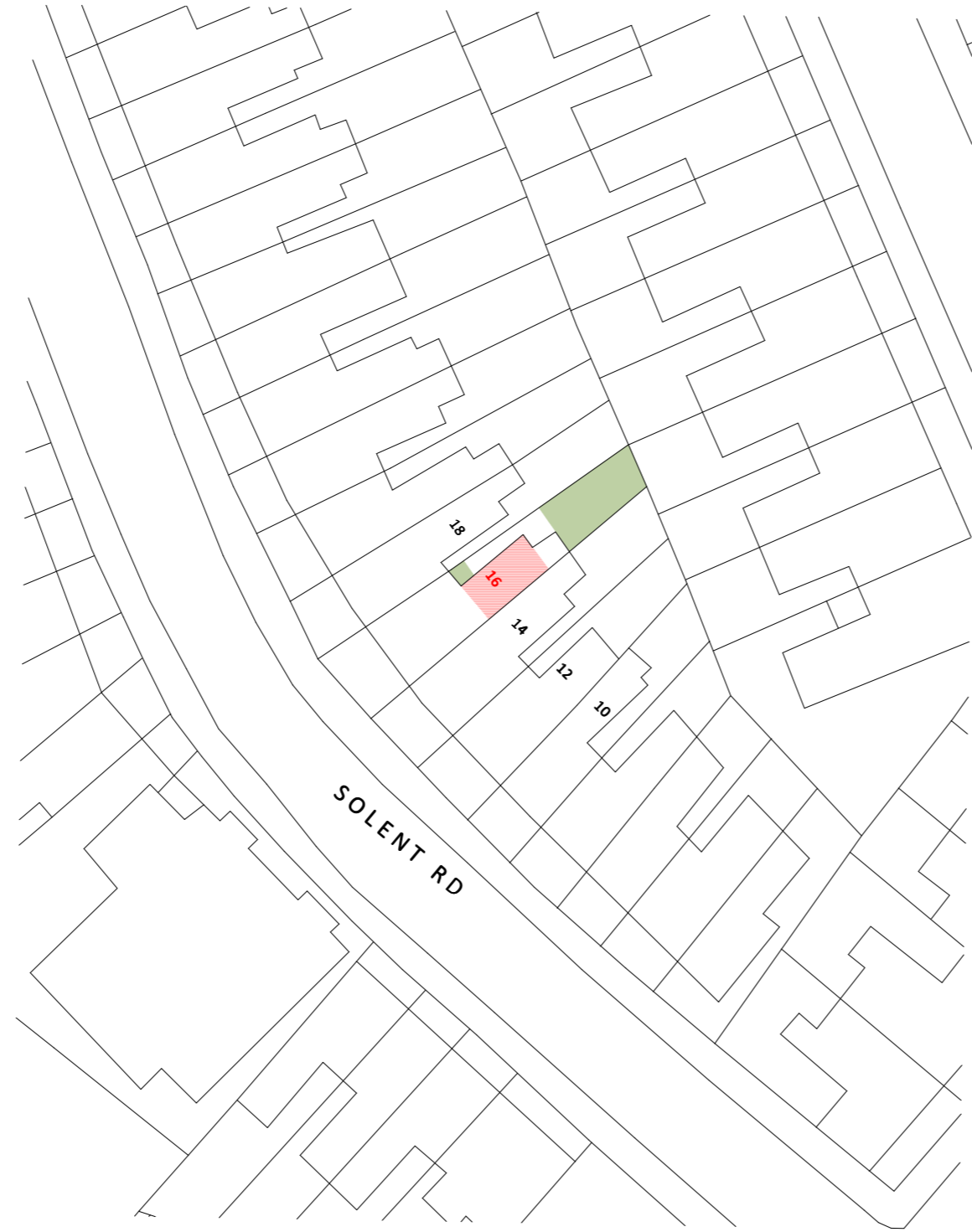
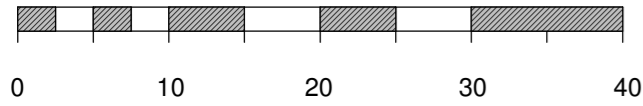




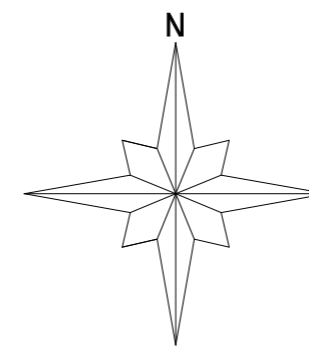
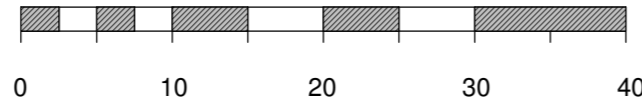
Site Plan - Existing
scale 1 : 500

Graphic Scale: 20mm = 10m



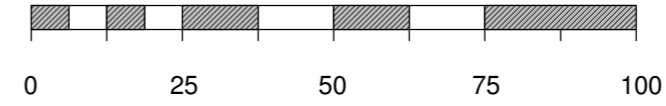
Site Plan - Proposed
scale 1 : 500


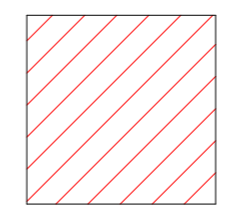
Graphic Scale: 20mm = 10m



Site Location Plan
scale 1 : 1250

Graphic Scale: 20mm = 25m



KEY:	
	ELEMENTS TO BE DEMOLISHED
	EXTENT OF PROPOSED NEW WORK

GENERAL NOTE
Figured dimensions to be used in preference to scaling. This drawing is to be read in conjunction with other documents and/or documents by other Consultants. Contractor to verify all dimensions, levels and quantities on site prior to putting any work to hand. Specified tradenames may be substituted for 'equal or approved' subject to Architects confirmation. Contractor to adhere to all SABS codes and manufacturer's instructions. Any discrepancies to be reported to the Architect immediately. Copyright © reserved.

#	date	description	by
	09/02/2026	Issued for Information	DF
A	17/02/2026	Issued for Approval	DF

ISSUED FOR PURPOSES OF
Council Approval

 **Fabian Architects**

 **Make Architects & Interior Studio**

8th Floor, Protea Hotel North Wharf, 1 Lower Bree Str, Cape Town, 8001
(t) +27 21 419 7501 / 418 9500 | (f) +27 21 419 4884 | (w) www.fama.co.za

PROJECT TITLE
16 Solent Rd

16 Solent Rd, London, NW6 1TU

DRAWING TITLE
Site & Location Plan

DRAWING SCALE As indicated	DRAWN A2	DATE FJ
--------------------------------------	--------------------	-------------------

DRAWING NUMBER 1807- AD-1000	REV # A
--	-------------------